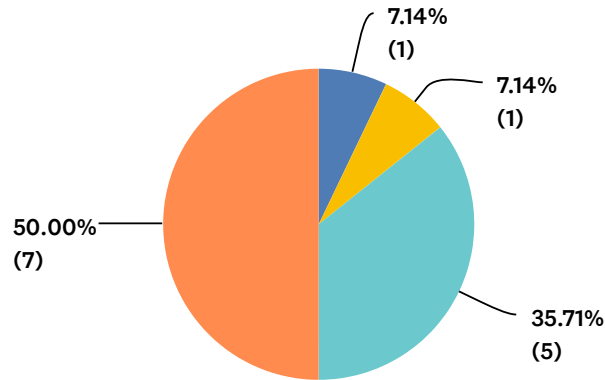


3rd Quarter NE FYSPRT Evaluation

August 20, 2020

Q1 FYSPRT goals and objectives are clear and understood.

Answered: 14 Skipped: 0

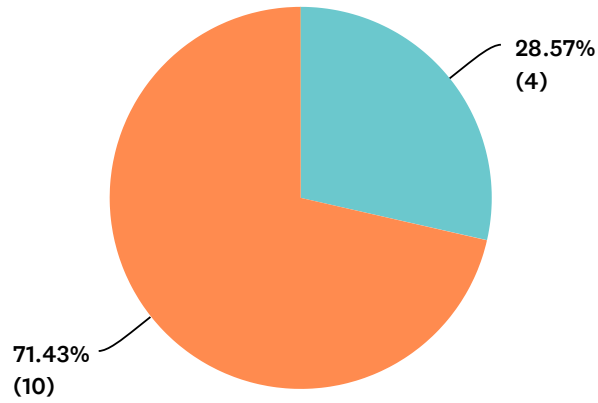


■ Very Dissatisfied
 ■ Dissatisfied
 ■ Neither Satisfied or Dissatisfied
 ■ Satisfied
 ■ Very Satisfied

	VERY DISSATISFIED	DISSATISFIED	NEITHER SATISFIED OR DISSATISFIED	SATISFIED	VERY SATISFIED	TOTAL	WEIGHTED AVERAGE
(no label)	0.00% 0	7.14% 1	7.14% 1	35.71% 5	50.00% 7	14	4.29

Q2 Group norms are followed.

Answered: 14 Skipped: 0

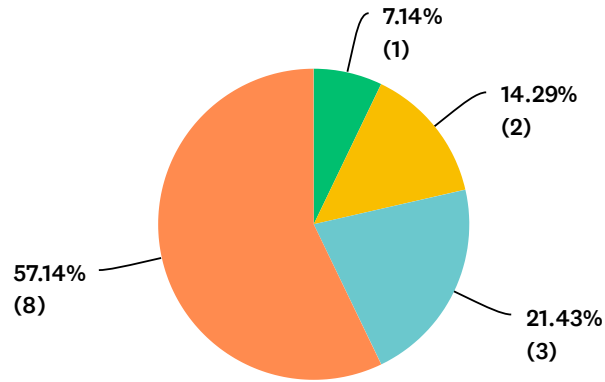


■ Very Dissatisfied
 ■ Dissatisfied
 ■ Neither Satisfied or Dissatisfied
 ■ Satisfied
■ Very Satisfied

	VERY DISSATISFIED	DISSATISFIED	NEITHER SATISFIED OR DISSATISFIED	SATISFIED	VERY SATISFIED	TOTAL	WEIGHTED AVERAGE
(no label)	0.00% 0	0.00% 0	0.00% 0	28.57% 4	71.43% 10	14	4.71

Q3 Meetings are effective and goal-focused

Answered: 14 Skipped: 0

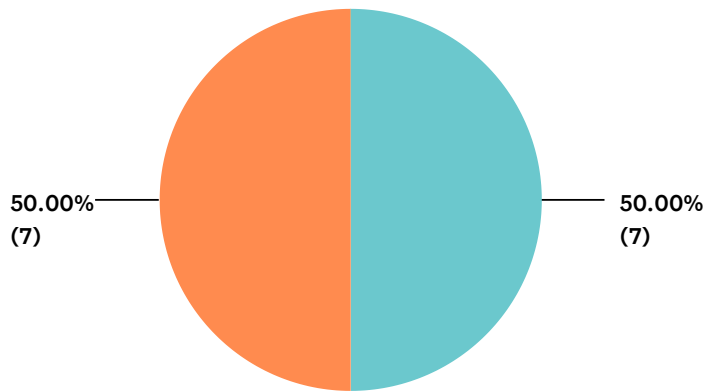


■ Very Dissatisfied
 ■ Dissatisfied
 ■ Neither Satisfied or Dissatisfied
 ■ Satisfied
 ■ Very Satisfied

	VERY DISSATISFIED	DISSATISFIED	NEITHER SATISFIED OR DISSATISFIED	SATISFIED	VERY SATISFIED	TOTAL	WEIGHTED AVERAGE
(no label)	7.14% 1	0.00% 0	14.29% 2	21.43% 3	57.14% 8	14	4.21

Q4 Contributions from everyone are actively listened to and encouraged.

Answered: 14 Skipped: 0

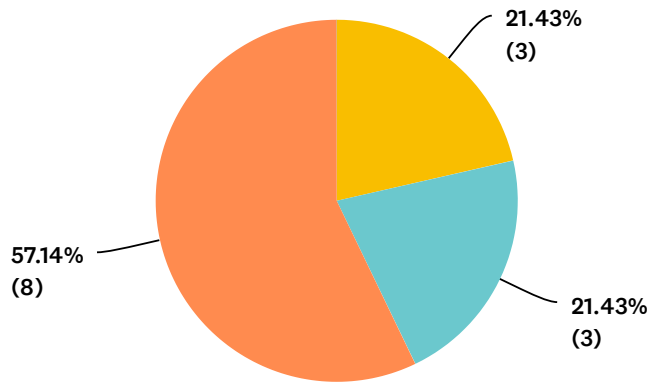


■ Very Dissatisfied
 ■ Dissatisfied
 ■ Neither Satisfied or Dissatisfied
 ■ Satisfied
 ■ Very Satisfied

	VERY DISSATISFIED	DISSATISFIED	NEITHER SATISFIED OR DISSATISFIED	SATISFIED	VERY SATISFIED	TOTAL	WEIGHTED AVERAGE
(no label)	0.00% 0	0.00% 0	0.00% 0	50.00% 7	50.00% 7	14	4.50

Q5 Conflict is effectively managed.

Answered: 14 Skipped: 0

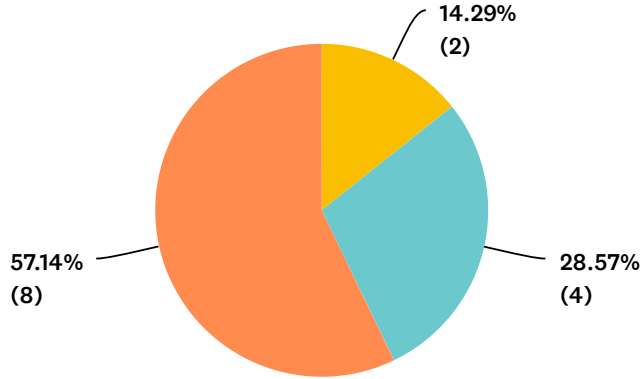


■ Very Dissatisfied
 ■ Dissatisfied
 ■ Neither Satisfied or Dissatisfied
 ■ Satisfied
 ■ Very Satisfied

	VERY DISSATISFIED	DISSATISFIED	NEITHER SATISFIED OR DISSATISFIED	SATISFIED	VERY SATISFIED	TOTAL	WEIGHTED AVERAGE
(no label)	0.00% 0	0.00% 0	21.43% 3	21.43% 3	57.14% 8	14	4.36

Q6 Space is provided to challenge ideas or established practices and explore other options.

Answered: 14 Skipped: 0

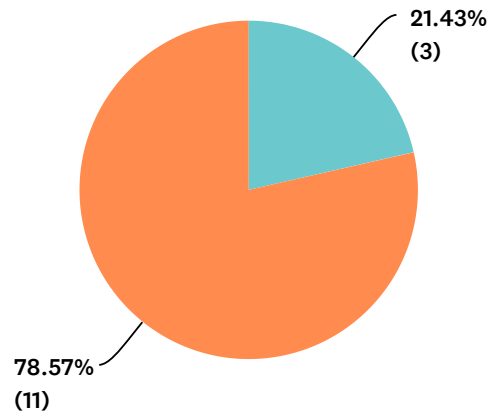


■ Very Dissatisfied
 ■ Dissatisfied
 ■ Neither Satisfied or Dissatisfied
 ■ Satisfied
 ■ Very Satisfied

	VERY DISSATISFIED	DISSATISFIED	NEITHER SATISFIED OR DISSATISFIED	SATISFIED	VERY SATISFIED	TOTAL	WEIGHTED AVERAGE
(no label)	0.00% 0	0.00% 0	14.29% 2	28.57% 4	57.14% 8	14	4.43

Q7 Feedback from family partners is valued.

Answered: 14 Skipped: 0

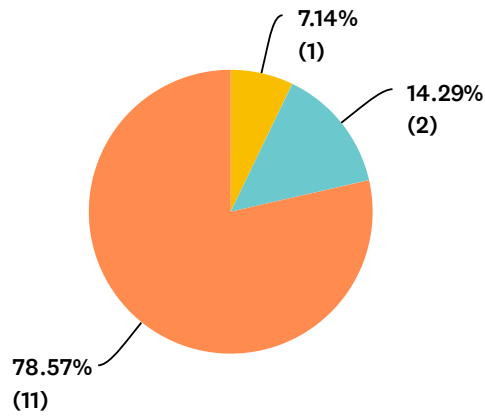


■ Very Dissatisfied
 ■ Dissatisfied
 ■ Neither Satisfied or Dissatisfied
 ■ Satisfied
■ Very Satisfied

	VERY DISSATISFIED	DISSATISFIED	NEITHER SATISFIED OR DISSATISFIED	SATISFIED	VERY SATISFIED	TOTAL	WEIGHTED AVERAGE
(no label)	0.00% 0	0.00% 0	0.00% 0	21.43% 3	78.57% 11	14	4.79

Q8 Feedback from youth partners is valued.

Answered: 14 Skipped: 0

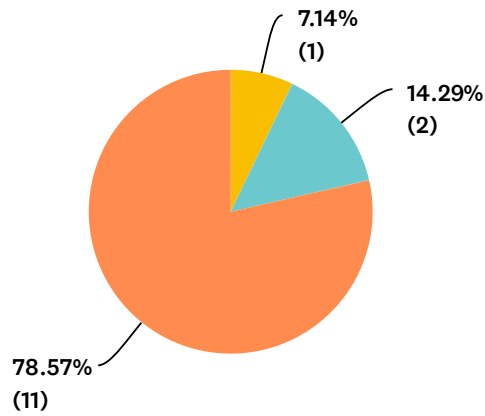


■ Very Dissatisfied
 ■ Dissatisfied
 ■ Neither Satisfied or Dissatisfied
 ■ Satisfied
 ■ Very Satisfied

	VERY DISSATISFIED	DISSATISFIED	NEITHER SATISFIED OR DISSATISFIED	SATISFIED	VERY SATISFIED	TOTAL	WEIGHTED AVERAGE
(no label)	0.00% 0	0.00% 0	7.14% 1	14.29% 2	78.57% 11	14	4.71

Q9 Feedback from system partners is valued.

Answered: 14 Skipped: 0

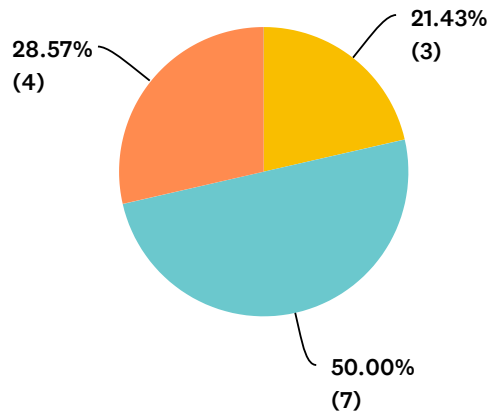


■ Very Dissatisfied
 ■ Dissatisfied
 ■ Neither Satisfied or Dissatisfied
 ■ Satisfied
 ■ Very Satisfied

	VERY DISSATISFIED	DISSATISFIED	NEITHER SATISFIED OR DISSATISFIED	SATISFIED	VERY SATISFIED	TOTAL	WEIGHTED AVERAGE
(no label)	0.00% 0	0.00% 0	7.14% 1	14.29% 2	78.57% 11	14	4.71

Q10 The FYSPRT is making progress on issues that are important to me.

Answered: 14 Skipped: 0

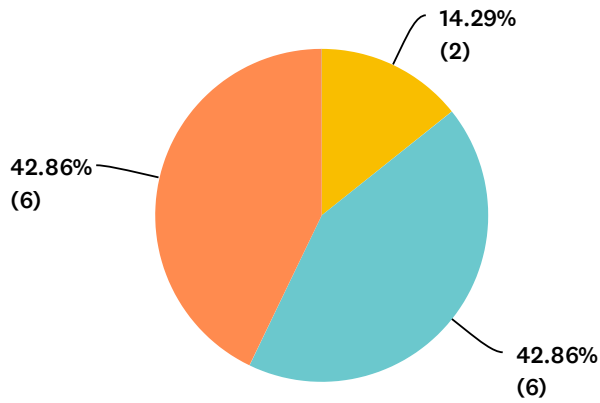


■ Very Dissatisfied
 ■ Dissatisfied
 ■ Neither Satisfied or Dissatisfied
 ■ Satisfied
 ■ Very Satisfied

	VERY DISSATISFIED	DISSATISFIED	NEITHER SATISFIED OR DISSATISFIED	SATISFIED	VERY SATISFIED	TOTAL	WEIGHTED AVERAGE
(no label)	0.00% 0	0.00% 0	21.43% 3	50.00% 7	28.57% 4	14	4.07

Q11 I have the opportunity to make a contribution.

Answered: 14 Skipped: 0



■ Very Dissatisfied
 ■ Dissatisfied
 ■ Neither Satisfied or Dissatisfied
 ■ Satisfied
■ Very Satisfied

	VERY DISSATISFIED	DISSATISFIED	NEITHER SATISFIED OR DISSATISFIED	SATISFIED	VERY SATISFIED	TOTAL	WEIGHTED AVERAGE
(no label)	0.00% 0	0.00% 0	14.29% 2	42.86% 6	42.86% 6	14	4.29

Q12 What is working?

Answered: 14 Skipped: 0

Q13 What could we do better?

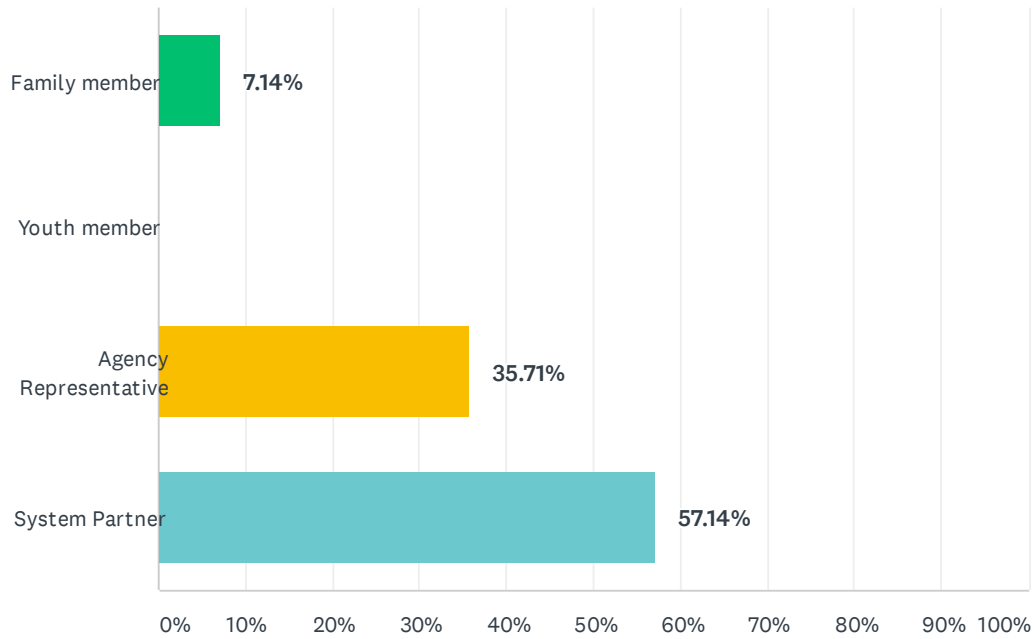
Answered: 10 Skipped: 4

Q14 Thoughts/items for next meeting and/or agenda.

Answered: 4 Skipped: 10

Q15 Are you a

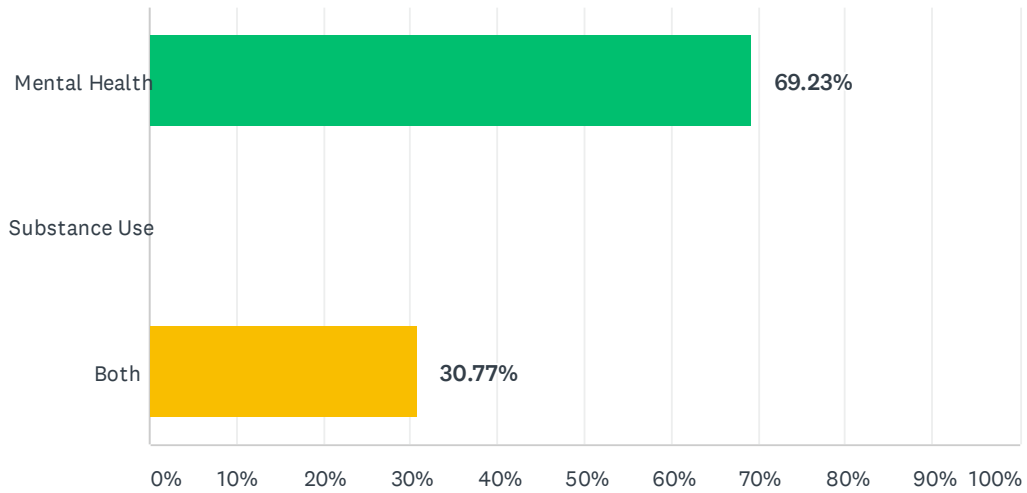
Answered: 14 Skipped: 0



ANSWER CHOICES	RESPONSES	
Family member	7.14%	1
Youth member	0.00%	0
Agency Representative	35.71%	5
System Partner	57.14%	8
Total Respondents: 14		

Q16 Do you have primary interests or experience with

Answered: 13 Skipped: 1



ANSWER CHOICES	RESPONSES	
Mental Health	69.23%	9
Substance Use	0.00%	0
Both	30.77%	4
Total Respondents: 13		

Q17 enter your email address here

Answered: 12 Skipped: 2